

DISTRICT FOUR - WEEKLY COVID-19 REPORT

TOTAL CASES

19,366

Incarcerated = 1,708

NEW WEEKLY CASES

546

Incarcerated = 134

TOTAL DEATHS

394

Incarcerated = 2

NEW WEEKLY DEATHS

6

Incarcerated = 1

DOUBLING TIME

58.0

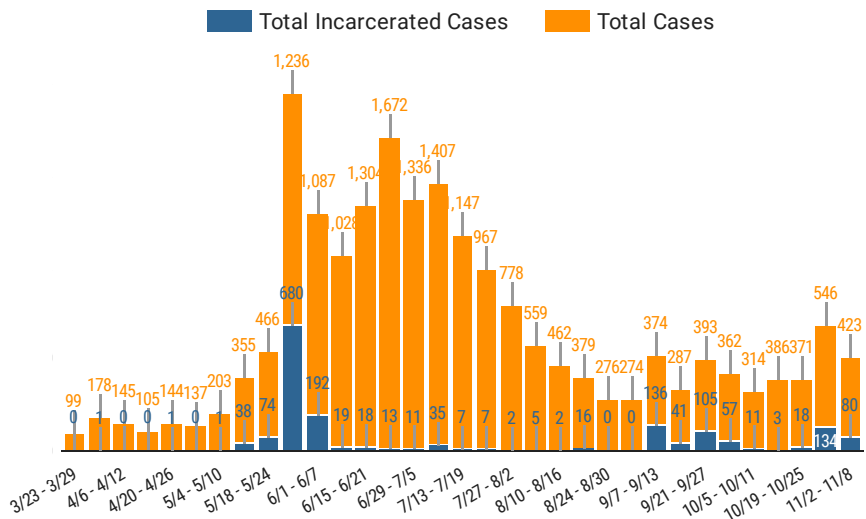
(7-day average)

*Does not include incarcerated

***Includes 7-day lag**

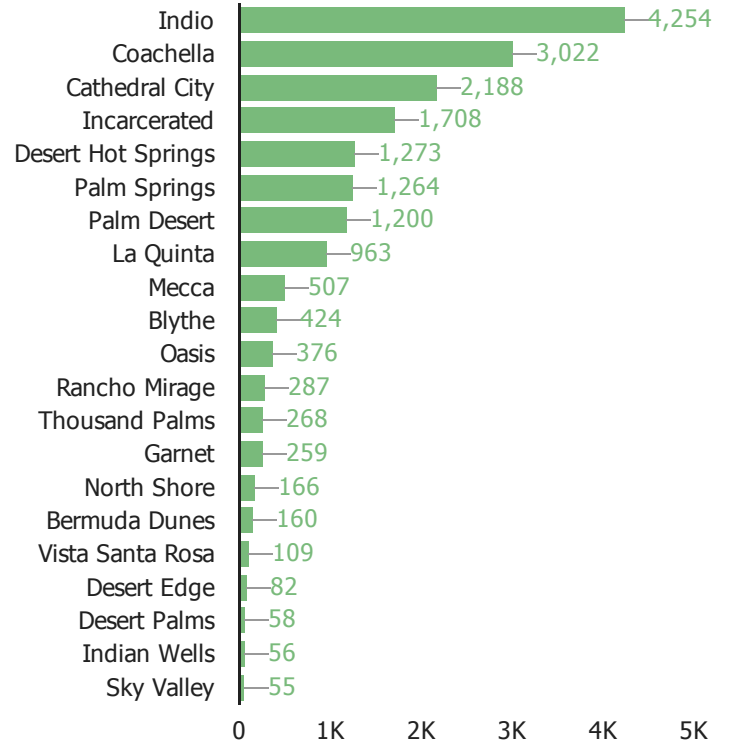
***Includes 7-day lag**

COVID-19 Cases by Week

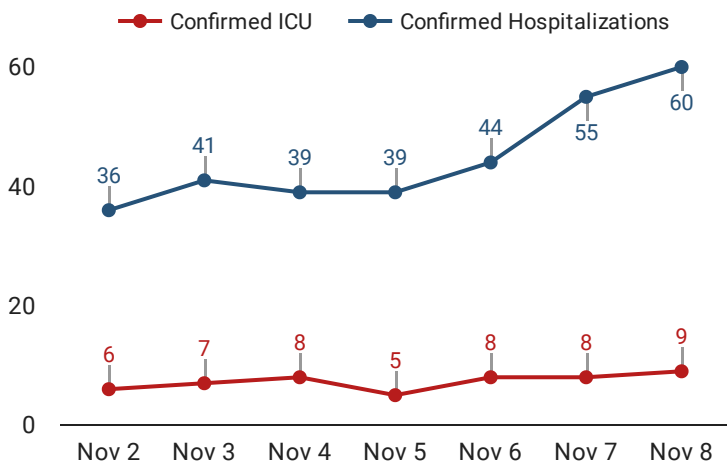


Most recent week's data is preliminary and subject to change

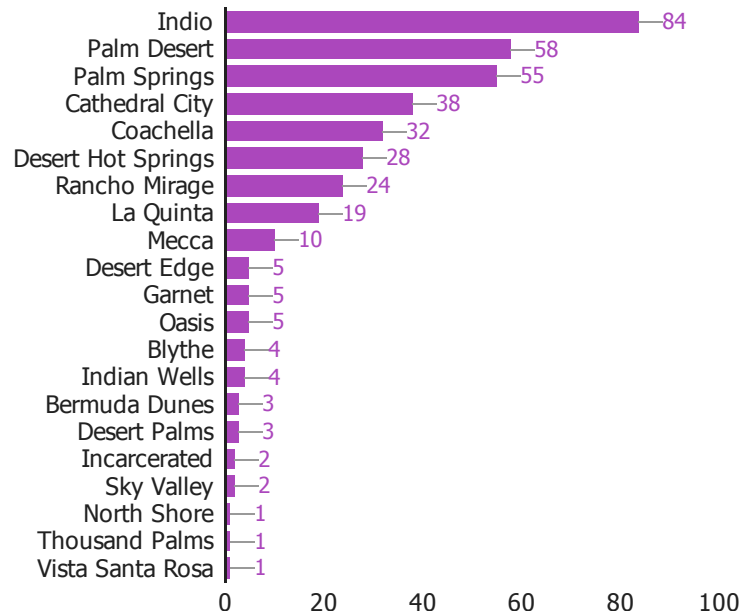
Total Cases by City/Community



COVID-19 Daily ICU/Hospitalizations



Total Deaths by City/Community



COVID-19 Testing

Total Tests	Positivity Rate (Overall)	Total Tests per Capita	New Tests (Weekly)	Positivity Rate (Weekly)
206,122	9.5%	450.1	7,345	6.3%
<small>(tests/1,000 people)</small>				

*Does not include incarcerated populations. Testing totals and calculations include repeat testers.
*New Weekly Tests/Weekly Positivity Rates are based on previous week as tests may take 3-5 days to result

*Totals do not include cases with missing geographic locations
*Cities/Communities with populations less than 2,000 are not included
*Weekly Case/Death counts reflect previous week's data as current week's case/death counts are preliminary and subject to change.