

DISTRICT FOUR - WEEKLY COVID-19 REPORT

TOTAL CASES

14,240

Incarcerated = 1,073

NEW WEEKLY CASES

509

Incarcerated = 5

TOTAL DEATHS

295

Incarcerated = 1

NEW WEEKLY DEATHS

20

Incarcerated = 0

DOUBLING TIME

44.9

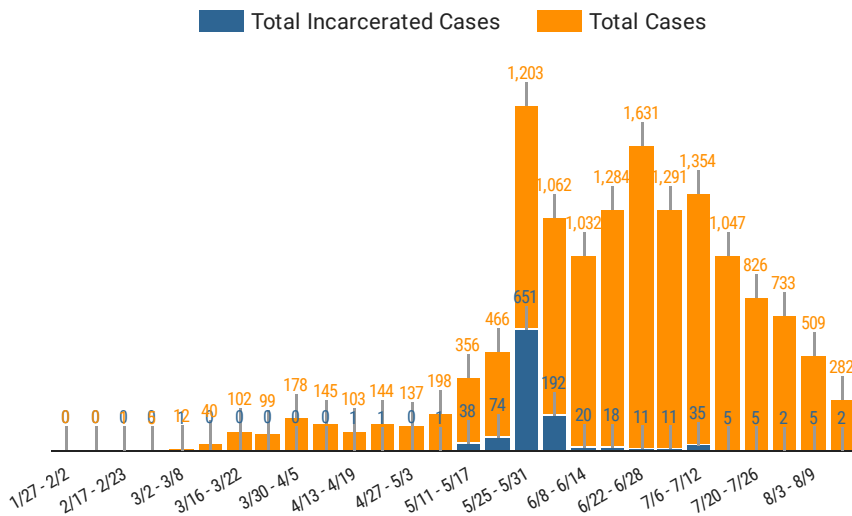
(7-day average)

*Does not include incarcerated

*Includes 7-day lag

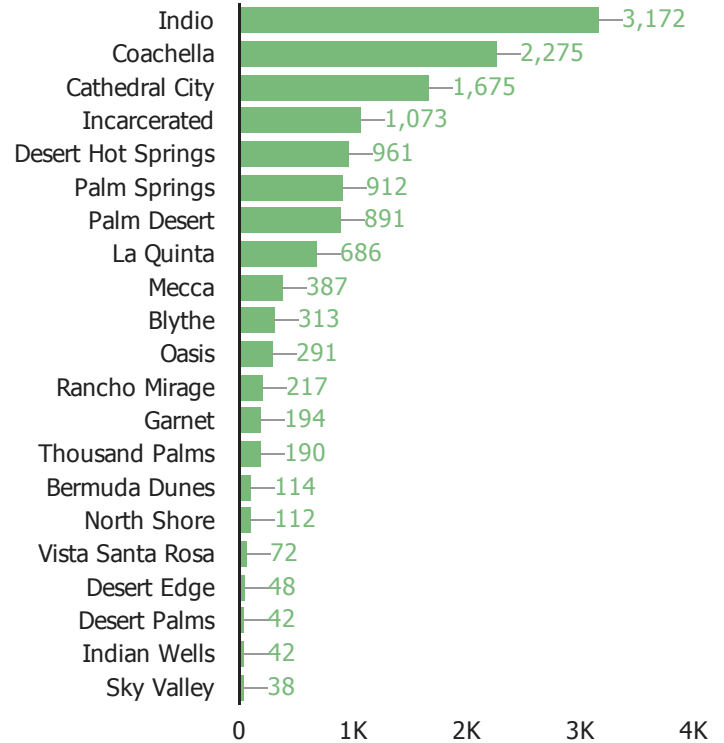
*Includes 7-day lag

COVID-19 Cases by Week

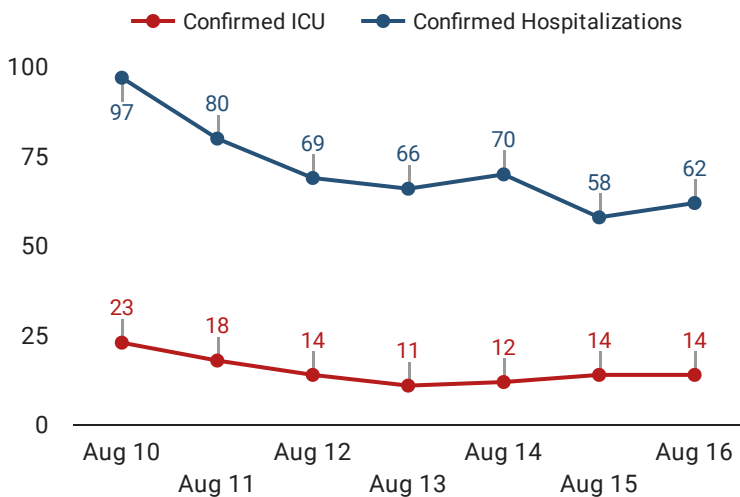


Most recent week's data is preliminary and subject to change

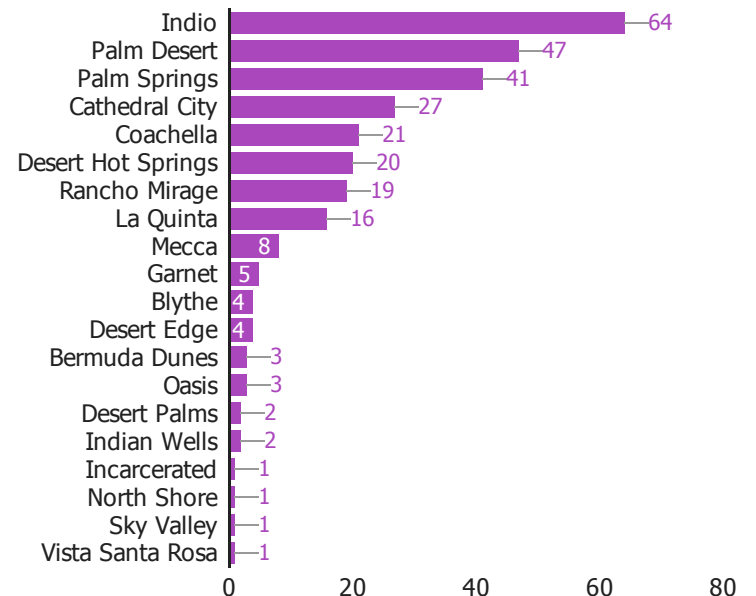
Total Cases by City/Community



COVID-19 Daily ICU/Hospitalizations



Total Deaths by City/Community



COVID-19 Testing

Total Tested	New Tests (Weekly)	Positivity Rate (Overall)	Positivity Rate (Weekly)	Testing per Capita
93,071	3,331	14.1%	16.4%	20.3%

*Does not include incarcerated populations

*New Weekly Tests/Weekly Positivity Rates are based on previous week as tests may take 3-5 days to result

*Totals do not include cases with missing geographic locations

*Cities/Communities with populations less than 2,000 are not included

*Weekly Case/Death counts reflect previous week's data as current week's case/death counts are preliminary and subject to change.