

DISTRICT FOUR - WEEKLY COVID-19 REPORT

TOTAL CASES

13,099

Incarcerated = 1,065

NEW WEEKLY CASES

605

Incarcerated = 2

TOTAL DEATHS

269

Incarcerated = 1

NEW WEEKLY DEATHS

14

Incarcerated = 0

DOUBLING TIME

38.4

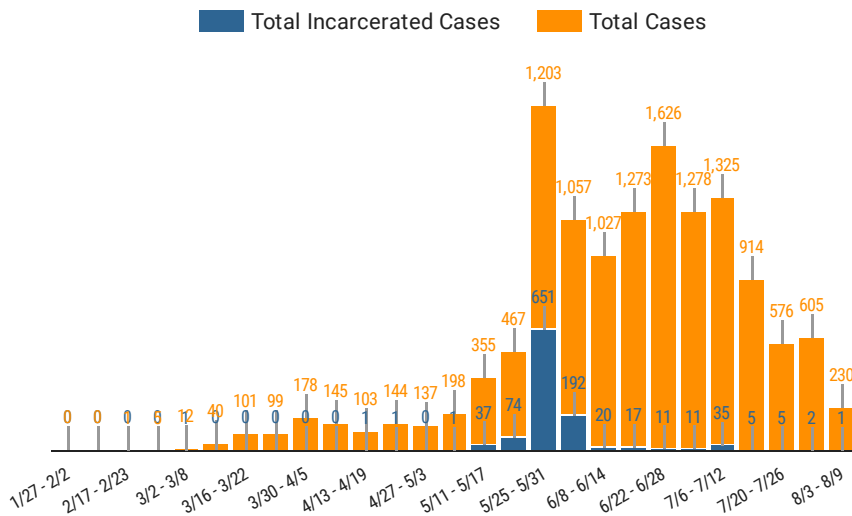
(7-day average)

*Does not include incarcerated

*Includes 7-day lag

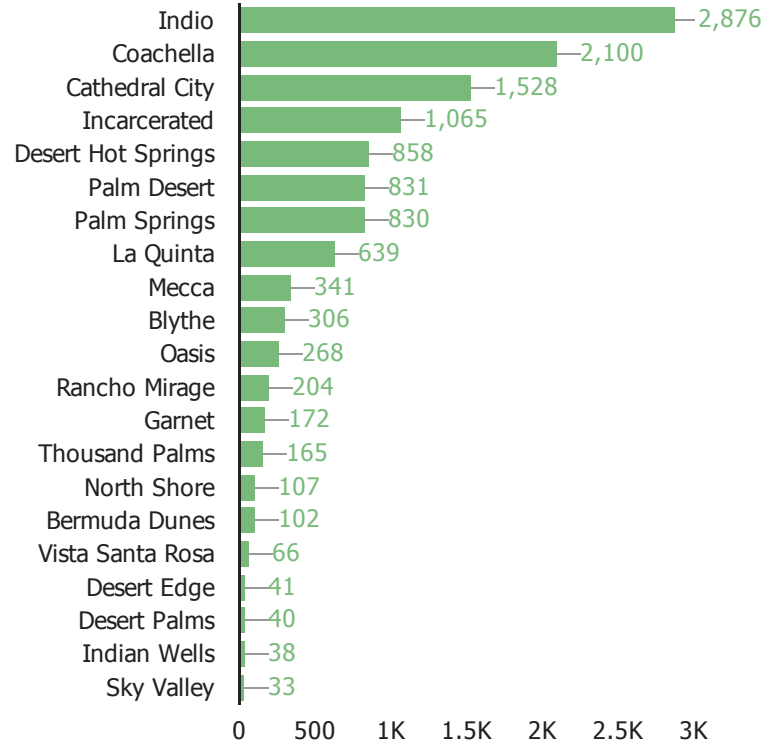
*Includes 7-day lag

COVID-19 Cases by Week

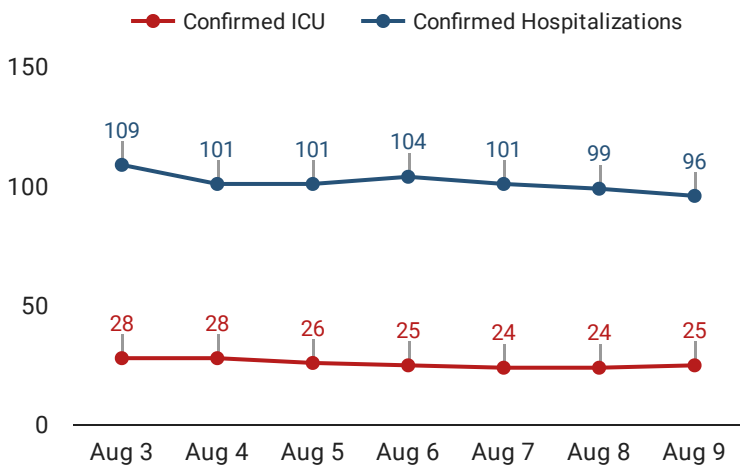


Most recent week's data is preliminary and subject to change

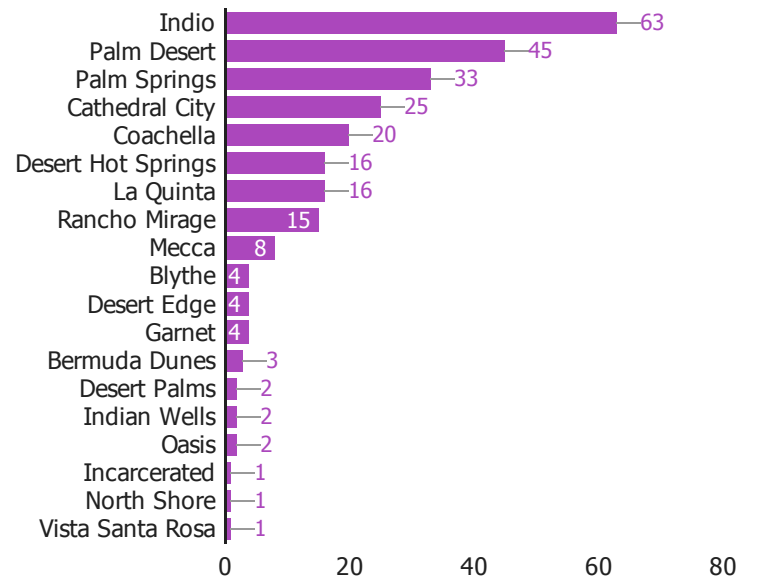
Total Cases by City/Community



COVID-19 Daily ICU/Hospitalizations



Total Deaths by City/Community



COVID-19 Testing

| Total Tested | New Tests (Weekly) | Positivity Rate (Overall) | Positivity Rate (Weekly) | Testing per Capita |
|--------------|--------------------|---------------------------|--------------------------|--------------------|
| 84,481 | 2,975 | 11.7% | 19.9% | 18.4% |

*Does not include incarcerated populations

*New Weekly Tests/Weekly Positivity Rates are based on previous week as tests may take 3-5 days to result

*Totals do not include cases with missing geographic locations

*Cities/Communities with populations less than 2,000 are not included

*Weekly Case/Death counts reflect previous week's data as current week's case/death counts are preliminary and subject to change.