

DISTRICT FOUR - WEEKLY COVID-19 REPORT

TOTAL CASES

7,446

Incarcerated = 1,005

NEW WEEKLY CASES

940

Incarcerated = 11

*Includes 7-day lag

TOTAL DEATHS

139

Incarcerated = 1

NEW WEEKLY DEATHS

13

Incarcerated = 0

*Includes 7-day lag

DOUBLING TIME

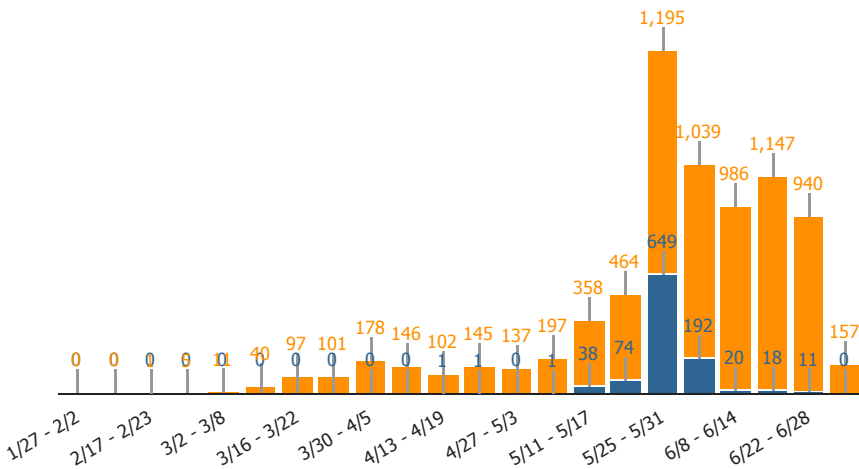
21.1

(7-day average)

*Does not include incarcerated

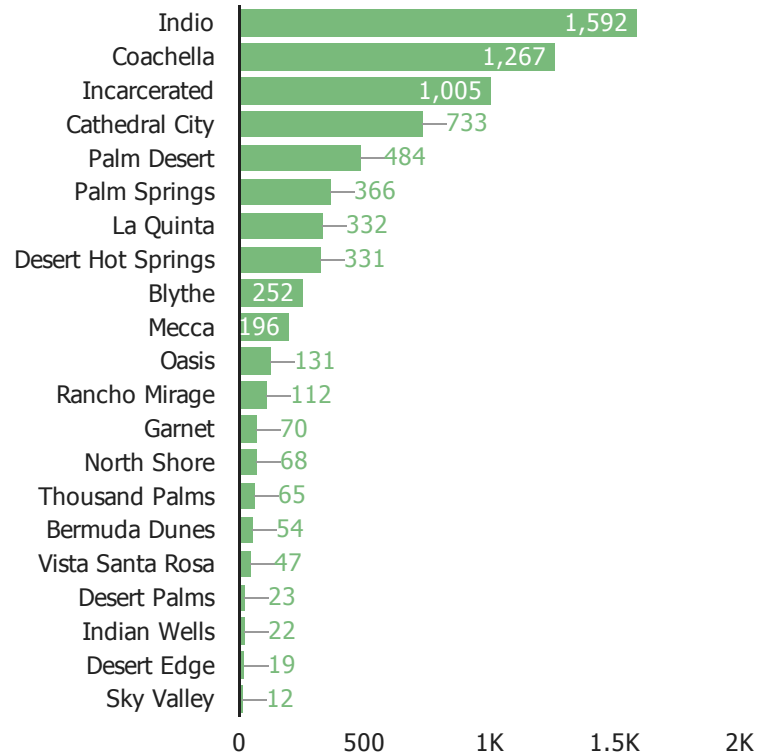
COVID-19 Cases by Week

■ Total Incarcerated Cases ■ Total Cases



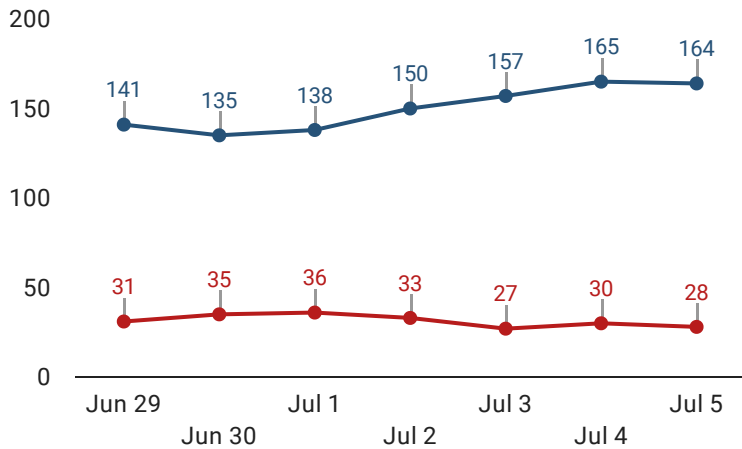
Most recent week's data is preliminary and subject to change

Total Cases by City/Community

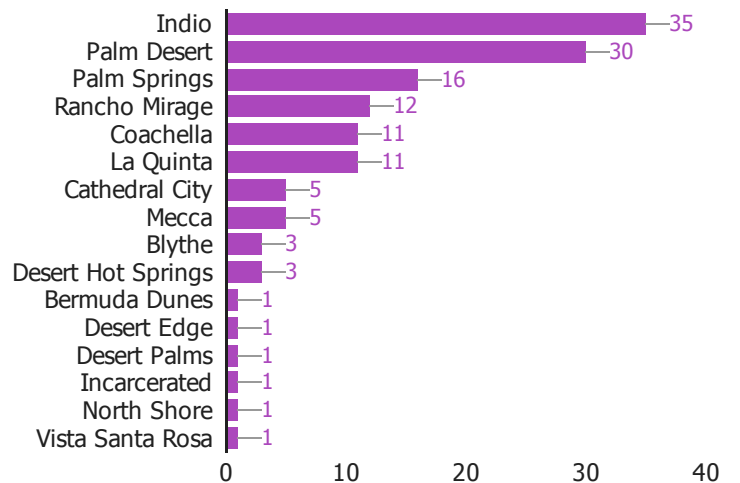


COVID-19 Daily ICU/Hospitalizations

● Confirmed ICU ● Confirmed Hospitalizations



Total Deaths by City/Community



COVID-19 Testing

Total Tested	New Tests (Weekly)	Positivity Rate (Overall)	Positivity Rate (Weekly)	Testing per Capita
61,295	8,225	9.1%	12.2%	13.4%

*Does not include incarcerated populations

*New Weekly Tests/Weekly Positivity Rates are based on previous week as tests may take 3-5 days to result

*Totals do not include cases with missing geographic locations

*Cities/Communities with populations less than 2,000 are not included

*Weekly Case/Death counts include a 7-day lag as current week's case/death counts are preliminary and subject to change.