

# DISTRICT FOUR - WEEKLY COVID-19 REPORT

**TOTAL CASES**

**3,999**

Incarcerated = 760

**NEW WEEKLY CASES**

**345**

Incarcerated = 3

**TOTAL DEATHS**

**91**

Incarcerated = 1

**NEW WEEKLY DEATHS**

**6**

Incarcerated = 1

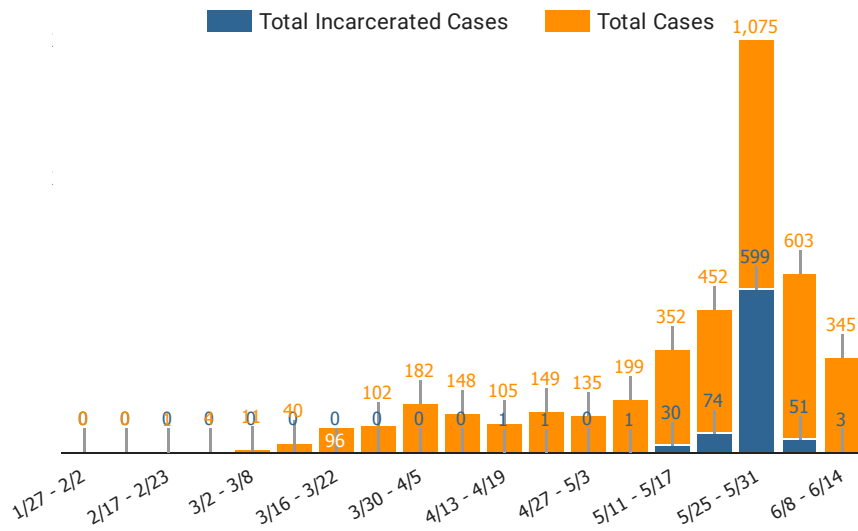
**DOUBLING TIME**

**24.1**

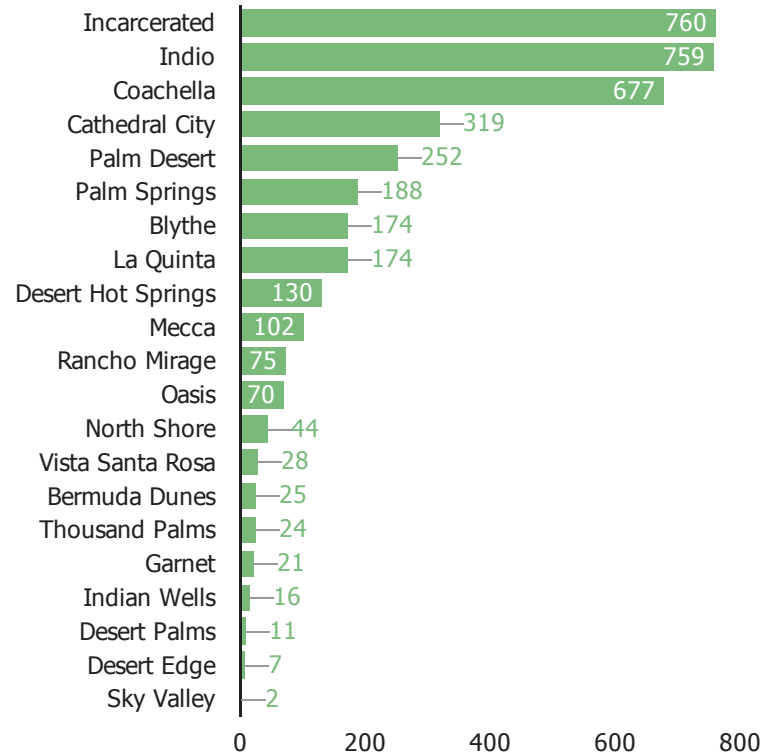
(7-day average)

\*Does not include incarcerated

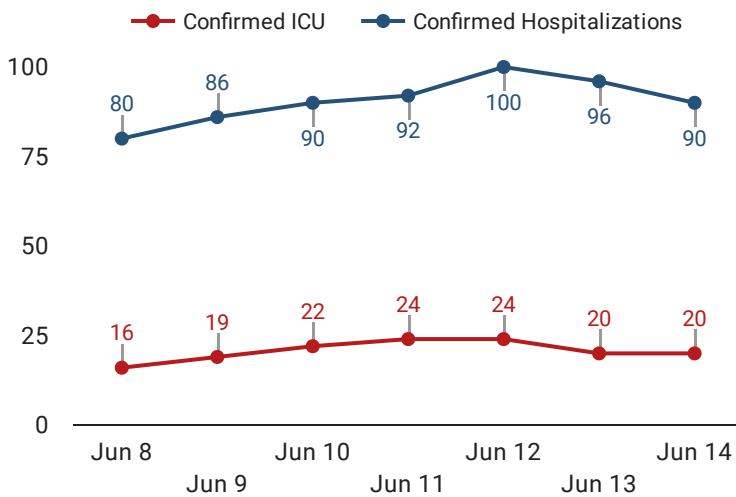
## COVID-19 Cases by Week



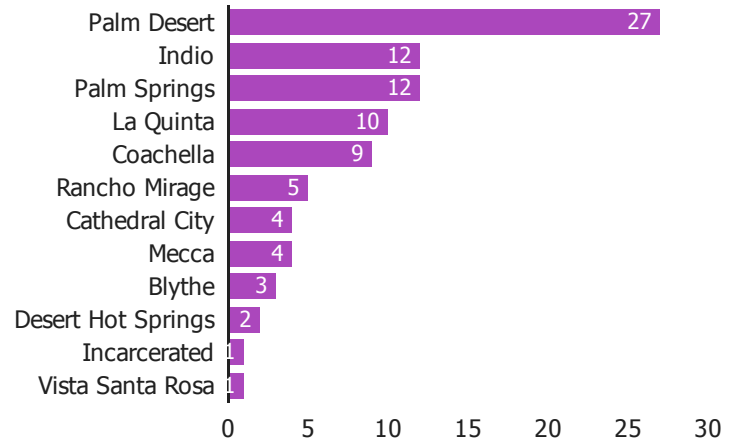
## Total Cases by City/Community



## COVID-19 Daily ICU/Hospitalizations



## Total Deaths by City/Community



## COVID-19 Testing

Total Tested	New Tests (Weekly)	Positivity Rate (Overall)	Positivity Rate (Weekly)	Testing per Capita
39,114	4,840	7.2%	16.0%	8.5%

\*Does not include incarcerated populations

\*New Weekly Tests/Weekly Positivity Rates are based on previous week as tests may take 3-5 days to result

\*Totals do not include cases with missing geographic locations

\*Cities/Communities with populations less than 2,000 are not included

\*Counts may change as dates/geographies are continuously being updated in the CalREDIE system